



**FLY FISHERS
INTERNATIONAL**

Washington State Council

Covering the Drift

Volume 29 Issue 2 - April 2025

Inside this issue:

- Home Water.....2
- Casting Fair April 27, 2025.....3
- Fly Casting & Tying Classes.....4
- Free Fly Rod Outfit for One Youth.....5
- Casting & Tying Photos February.....6
- Maps to Pickering Barn.....7
- NW Youth FF Academy.....8
- FFI Flyfest - September 26-27.....9
- Fly Tying Tips.....10 - 11
- FFI Fly of the Month 2001.....12
- Awards Nominations.....13
- Casting Instructor Prep Course.....14
- Making Dry Fly Leaders.....15 - 16
- FFI Women Connect.....17 - 18
- Fly Fishing in Cuba.....19 - 21
- FFI Conservation Grants.....22
- FFI Learning Center23
- FFI24
- Fly Fishing Clubs in WA & AK.....25
- Knotty Knots.....26
- Thoughts by Mike Clancy.....27
- President's Club.....28
- Thousand Stewards.....29
- Invite Someone To Join FFI.....30
- FFI Legacy Circle.....31
- Editors Notes.....32



**FLY FISHERS
INTERNATIONAL**

One Casting Fair done last September

Next Casting Fair coming up in

Issaquah at Pickering Barn

Mark Your Calendars for April 27



**Improve Your
Casting**

**Learn New
Techniques
For Tying Flies**

**A 17 Year Old or
Younger Will Win A
TFO Fly Rod/Reel**

**Join Or Renew Your
FFI Membership At
This Event And Get A
Dozen Trout Flies**

**Invite
Someone
To
Join
The
FFI**

See Page 30



**FLY FISHERS
INTERNATIONAL**

INVITE SOMEONE TO JOIN THE FFI



Home Water



President Steve Jones

Several clubs in the Washington Council are celebrating their 50th anniversaries. The Olympic Fly Fishers of Edmonds crossed the 50-year line in 2024. This year the Fidalgo Flyfishers of Anacortes and Clark-Skamania Flyfishers of Vancouver (my home club) are crossing the same threshold.

Congratulations to these clubs. I would like to extend the same praise to any of our clubs crossing the same milestone, but we don't have a record of when clubs in the council were founded and by whom.

I would like your help to change that.

Our national organization was founded in Oregon in 1965. By the 1970s, early members of what was then the Federation of Fly Fishers (it was renamed Fly Fishers International in 2014) had fanned out across the country recruiting their friends and fishing groups to join the Federation.

Two prominent leaders in the Northwest were Errol Champion and Ed Foss. By the mid-1970s they were the president and secretary of the Northwest Council of FFF.

Danny Beatty, a long-time member of the Fidalgo Flyfishers in Anacortes, recalled that the two men traveled the Northwest recruiting clubs to join the national organization.

It was a big job, literally. The Northwest Council then included all of Oregon, Washington, British Columbia and Alaska, Danny said. In the early 1980s, the Canadian province formed a separate council and in 1987 or 1988, Oregon became a separate council as well. The renamed Washington State Council is still made up of clubs in Washington and Alaska. There are 18 clubs in Washington and three in Alaska today.

Considering the fact that the Olympic, Fidalgo and Clark-Skamania clubs were all founded in the mid-1970s, it's clear Errol Champion and Ed Foss were good evangelists for our organization. It's hard to know how good. Through a mishap moving FFI's national office all the records about clubs prior to 1980 were lost. It's possible that a dozen or more Washington clubs were formed in the 70s, but we have no way of knowing.

That's why I'm reaching out for your help. Several clubs have written descriptions and pictures of their founding. Please share those stories with me at president@wscffi.org. From those I will compile a timeline of when our Washington and Alaska clubs were established. I'll then write a condensed history of how the council has grown and publish it in a coming newsletter.

Celebrating where we've been helps us look to the future with confidence. Every club has an interesting founding story and so does this council. I'm looking forward to what I'll learn from all of you. Thanks for helping.

Fly Casting & Tying Fair

NOON CASTING DEMO BY MOLLY SEMENIK

BEGINNING, INTERMEDIATE and ADVANCED CASTING CLASSES

Casting Skills Development Course and Walk-In Clinic

Full list
of classes at
WSCFFI.ORG

FLY TYING DEMOS

Atlantic Salmon
Fly Tying Class

hosted by the

Northwest Atlantic
Salmon Fly Guild



Sunday April 27, 2025 9 am to 4 pm

Pickering Barn Park, Issaquah



1730 10th Ave. NW Issaquah, WA 98027

Fly Casting & Fly Tying Classes

Fly Casting & Fly Tying Fair
Issaquah at Pickering Barn

April 27

Beginning Fly Casting Class

Ryan Smith, C.I. Instructor Morning Class, 9 a.m.
Ryan Smith Instructor, Afternoon Class 1:30 p.m.

Advanced Casting Class - 9a.m.

Tom Cammarata, C.I. Instructor

Spey Casting Class - 9:00 a.m.

Location - Lake Sammamish State Park beach area.
Molly Semenik, CBOGE CI MCI THMCI L-3 Examiner
Todd Somsel, CI MCI THMCI L-3 Examiner

Women's Fly Casting Class - 9:00 a.m.

Marion Hiller, C.I. Instructor
Ruth Sims Instructors, C.I.

Lunch Time Casting Demonstrations (no Charge)

12:00 to 12:30 Molly Semenik - "Extending the Line"
12:45 - 1:15 Todd Somsel - "Accuracy"

Intermediate Casting Class - 1:30 to 4:00 p.m.

Pat Peterman, C.I., MCI, Level 1 Examiner - Instructor
Ruth Sims Instructors, C.I.

We will take a look at where your casting is presently and help get to the next step, or maybe the step after that! We will make every effort to have a good time doing it as well. Only sign up if you want to get a little bit better.

Walk-in Casting Clinic - All Day

Don Simonson, C.I., MCI Level 2 Examiner

Introduction to Fly Tying - 9 am to 12 pm and 1 pm to 4 pm

Bill Reisbick
Howard Levens

How to tie Better Atlantic Salmon Flies - 11 a.m. to 12 p.m.

Hunter Bachahan, Instructor, Northwest Atlantic Salmon Fly Guild

To sign up, go to our website at <https://wscffi.org/>

Click on the poster on the front page

Class Signup Instructions:

Click on the "Class Sign-up" button

Click on the Fly Casting Class that you want to sign up for

Fill out the Class Enrollment Information and Questions

Fill out your credit card information to pay for the class

Click order the order confirmation button which will send a class signup email to you

within the emailed Class Confirmation email, click on the download class ticket pdf button and print out the ticket

Bring the Fly Fishing Casting Class Ticket to the Pickering Barn for check in at the Fly Fishing Fair Registration Table.



FLY FISHERS INTERNATIONAL

Washington State Council



Kids can Learn and Win At the FFI Fly Casting & Tying Fair April 27 in Issaquah

Anyone under 18 attending the fair April 27 at Pickering Barn Park in Issaquah will have the chance to enter a raffle for a new TFO NXT Black Label 5 wt. 4-piece fly rod. This 9-foot rod comes with a case plus a TFO NXT reel loaded with 5wt. line and ready to fish. Participants must register in person. There is no purchase necessary. One youngster will own this rod for free just by attending the fair. Look for the registration desk on arrival and simply register for the raffle. Drawing at 3 p.m. April 27. You don't have to be present to win.

Bring your sons, daughters, grandkids,
nieces, nephews, neighbors and friends
to the Fly Casting & Tying Fair and win!

THE FLYING RODDERS
NXT BLACK LABEL KIT





These photos were taken at the Fly Fishing Show in Bellevue last February.

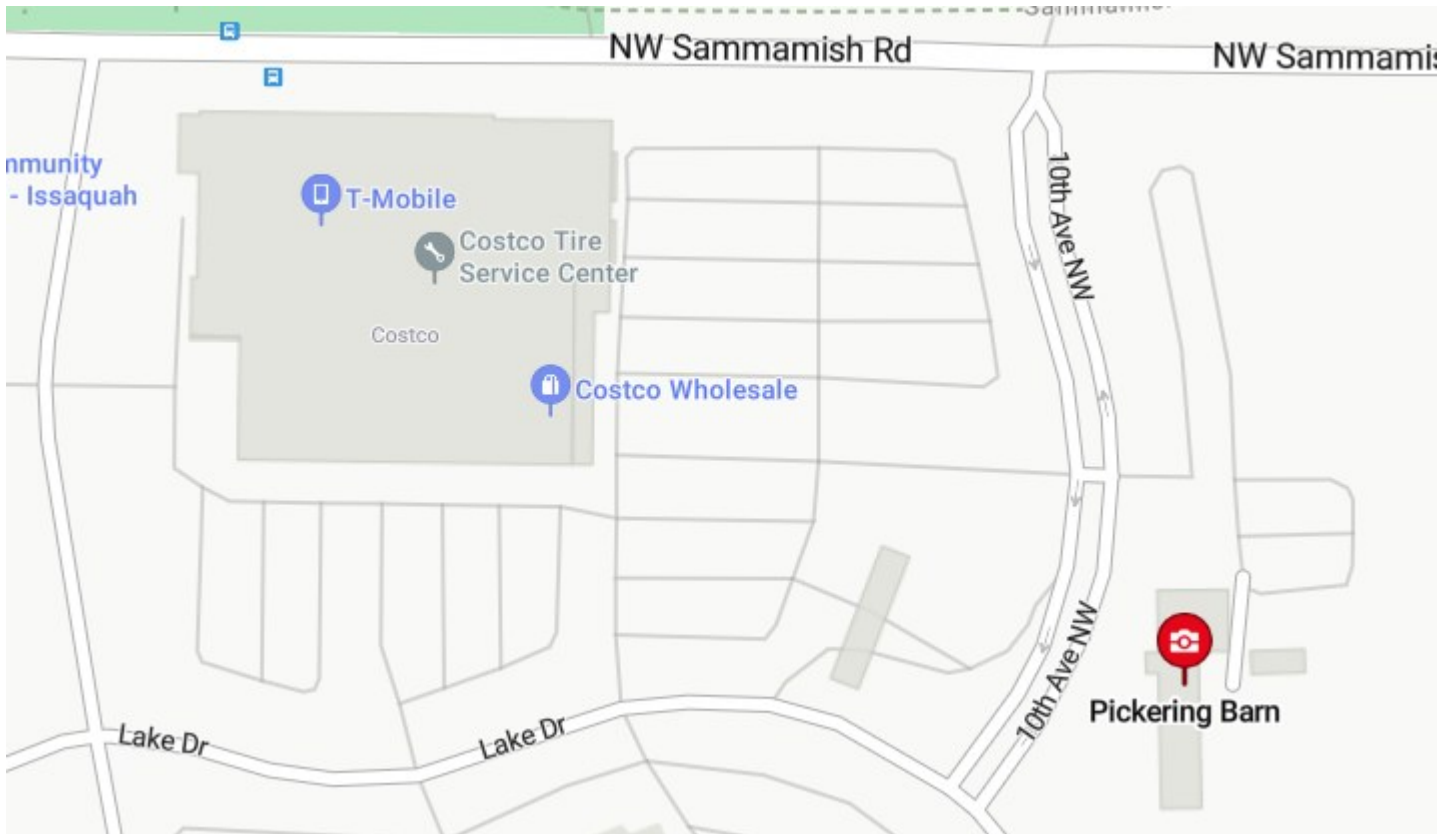
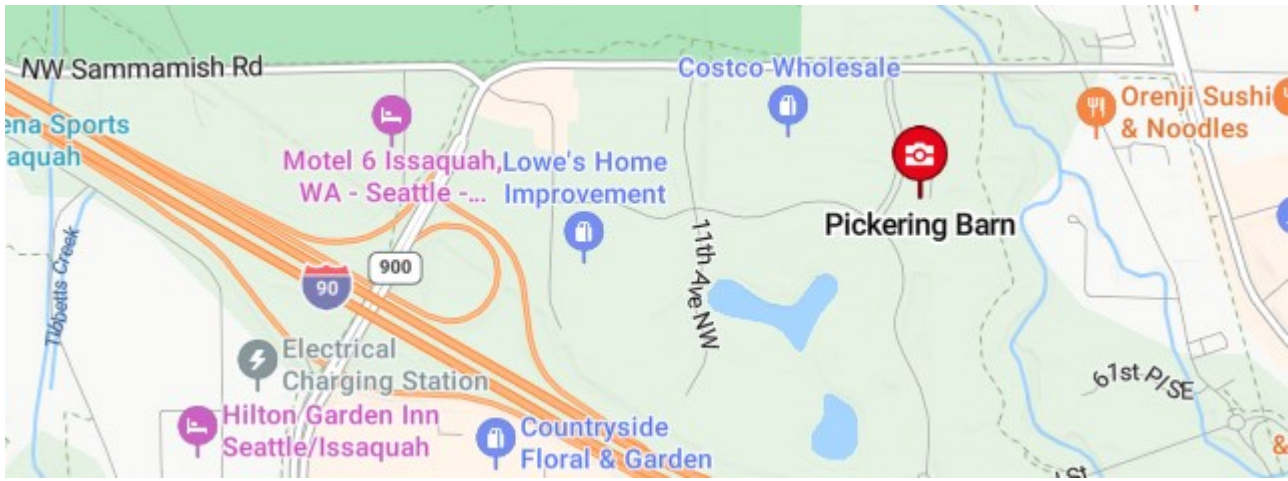


Casting Lessons



Tying Lessons





Thank you Microsoft Bing for the maps.

Pickering Barn Park

1730 10th Ave NW

Issaquah, WA



Imagine a world where young people develop a deep connection to the outdoors and a passion for conserving our natural resources. This vision is at the heart of the NW Youth Conservation and Fly Fishing Academy and we would like your help to sustain it. For the past 21 years, we have been inspiring and equipping the next generation of conservation-minded fly fishers through our immersive week-long summer program for youth aged 12-16.

Our Academy offers a unique blend of hands-on experiences in fly fishing, casting, fly tying, and conservation principles, providing a transformative experience for both boys and girls. Participants leave with a greater appreciation for the environment and the skills to protect it.

We are proud to be supported by the Washington Council of Trout Unlimited, Washington State Council of Fly Fishers International, various Northwest fly fishing clubs, TU Chapters, local businesses, and individuals like you.

Tuition only covers a portion of our program's costs. We urgently need your support to bridge this gap and ensure that we can continue offering this invaluable experience. Your donations, of any amount, make a significant difference. You can also choose to sponsor a camper by covering full or partial tuition (\$750 for the all-inclusive week) or designate a specific camper you wish to support.

By supporting the Academy, you are helping to foster a lifelong commitment to conservation in young people. This program can be life-changing, cultivating future stewards of our natural world.

Thank you for considering a donation to preserve and grow this important initiative. NWYCFFA is a 501(c)(3) charitable organization, and your contributions are tax-deductible.

To learn more about our Academy go to WWW.NWYCFFA.ORG

With heartfelt gratitude,
The NWYCFFA Directors

Contributions also can be made by check and mailed to:

NW Youth Conservation & Fly Fishing Academy
c/o Jim Goedhart, Co-Director
1208 East Lake Sammamish Pkwy SE
Sammamish, WA. 98075



FFI Returns to an Annual In-person Gathering in 2025

Save the Date:

September 26th and 27th, 2025

FFI Flyfest...The Gathering

Grand Rapids, Michigan

As we look to a new year, Fly Fishers International is proud to gather our members and the fly fishing community in Grand Rapids for FFI Flyfest, September 26th and 27th 2025.

We've heard the calls for a return to an in-person event, and this will be a wonderful location for our gathering next year. Offering easy air travel options, and centrally located for highway travel, Grand Rapids is also a hub of culture and entertainment options along with plenty of fly fishing to be done in the area.

FFI Flyfest 2025 will once again offer an extensive slate of indoor and outdoor workshops, presentations, and demonstrations for all experience levels and covering topics including fly casting, fly tying, and important conservation partnerships.

Stay tuned for registration information in 2025!



Fly Tying Tips and Other Assorted Pearls of Wisdom

By Sam Matalone

"I hope when I die, my wife does not sell my fly tying material for what I told her I paid for it!"

Flattening Lead Wire



Recently, I was showing a friend (whose name shall remain anonymous to protect the guilty) how to tie a new damsel pattern that I have been using for the past couple of years. The fly is Gordon van der Spuy's skinny damsel. (You can watch the YouTube video at the following url <https://www.youtube.com/watch?v=XZPvUwMcsbY>). The fly has been my "go-to" damsel pattern in New Zealand with one twist, I add a little weight to the fly in the thorax section of the fly. As I began to tie the fly, explaining to "Bob" (not his real name) why I like the fly and the ease of tying it, I pulled out a spool of "flat" lead and added some weight to the fly. I use flat lead as not to take away from the skinny profile of the damsel fly. Bob got really excited about my flat lead wire and explained how he can never find it and wanted now where I got it. Well, I just looked at him and said "what" in disbelief. At which he realized I was going to have fun with this. I smiled and I picked a 3/8 inch steel rod and a sheet of metal which I have in my fly tying desk. I took a piece of 0.43mm diameter lead wire. Placed it on a metal sheet and took the steel rod and rolled it over lead wire a couple of times until I achieved the thickness I desired. Bob had that look in his eyes and just shook his head. Laughing, I said "It's not rocket science here."

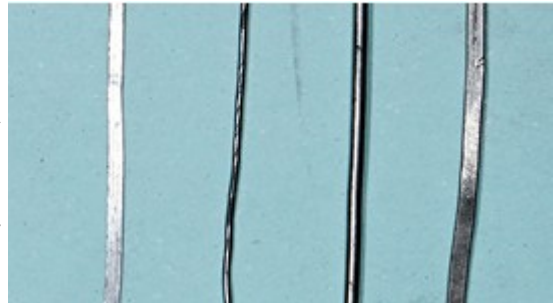
So, feeling a little guilty about my fun with Bob, I called four friends who have been tying flies cumulatively, for over a hundred years. I asked each one how they got achieved flat bodies on nymph pattern. Not a one used a roller to flatten the lead. The answers ranged from buying lead strip and trimming them to size to wrapping lead on a hook and flattening them with a pair of pliers. Not a one ever said to use a roller and flatten the lead. (It is so easy). To be honest, I do not remember when, where or who showed me this tip. Guessing, I would venture it had to be in the late 60's (1960's for the younger readers) in Sacramento, California when I was a member for CFFU (California Fly Fishers Unlimited). So, this is the genesis of this edition fly tying tip.

Lead is an extremely malleable metal, and a small diameter of lead wire can mechanically be flattened with very limited tools. All that is required is a hard surface such as a steel or aluminum sheet and a hard roller. The roller could be anything from a seam sealer to a metal rod of steel, iron, etc.



Place the small diameter lead on the metal sheet (hard surface) and use a roller and roll it over the lead like you were rolling out dough for cookies, pie, flatbread, etc.

There are 2 sizes of lead wire in this picture. One is 0.43 mm and the other is 0.75mm.



Basically, this is all you have to do to get flatten lead wire. A simple tip and I think it is an over-looked idea. This is my preferred method when trying to weight nymphs size 16 and smaller. It does not alter the profile of small nymphs.

In the examples below I am using an R200 type of hook, the size is #18.



Here I am using 0.43mm lead wire. I double wrapped the thorax region to generate the profile I am looking for.



Once dubbed the profile is close to the desired profile but a little on the heavy side. I used about as little of the dubbing material as I thought I could get away with.



Again using 0.43mm lead wire which I flattened using a 3/8 steel roller. I rolled the lead wire about 3-4 times to achieve a desired thickness. Wrap the flat lead wire just as you would round lead wire. As you can see, I put an extra layer of wrap at the thorax region.



In this image, the body profile is much closer to the desired shape. In fact, I used more dubbing material on this example than I did on the example above.

This is about 2/3s the weight of the example above.



FFI Fly of the Month

Fly Tying Group

April, 2001

The Rubber Legs/Girdle Bug

Rubber Legs: Flies with a natural, but man-made wiggle

By Jim Abbs



How can a wary fish distinguish a live underwater fly from a dead (or fake) fly that is being carried along with the current or stripped in by an expectant fly fisher?. One answer would be legs, or more specifically legs that are moving in a life-like fashion. Hackle, particularly soft hackle used on underwater flies is intended to create that illusion of life. The soft hackle from a partridge or quail, tied long and flowing does this job pretty well. Moreover, these are natural materials and acceptable to more traditional fly tiers. Tying flies with materials from the hair and feathers of nature's wild critters is a noble undertaking and it fits with the ecosystem world view of many fly anglers. Silk and wool are acceptable because of their natural origins. However, we live in a world made better by chemical manipulations, so we are told. Indeed, there is a man-made leg material thought by many to be better for fly legs, especially on imitations of big insects like giant stoneflies and dragonflies. It is more available, generally cheaper, easier to tie with, can be changed to almost any color pattern and is almost indestructible. This miracle material is rubber, or more accurately, the thin strands of rubber like those in a rubber band. These rubber strands are available in most fly tying supply stores and you can get thousands of flies out of the bundle of rubber found in a common bunge cord, costing less than two bucks. Rubber legs are common in the most popular big flies for trout, like Girdle Bugs, Bitch Creek Nymphs, Yuk Bug, Madam X, Ugly Rudamus, most spun deer hair bass bugs and a host of panfish flies, including the favorite cork body poppers.

Why are rubber legs so popular or effective? Unlike barbules of a feather, the rubber strands used in fly legs do not taper and hence a long rubber leg has a lot of weight or mass far out from the point of attachment. That mass tends to be very unstable and it moves almost on its own. While this mini-physics lecture is unnecessary, it adds to the view we fly anglers have of ourselves as scientific.

Finally, for those traditionalists who find rubber legs unacceptable, rubber is a material perhaps almost as old as silk, with archeological data to suggest that the native people of central America were using it for over 3,500 years. While there are literally hundreds of flies with rubber legs, the following instructions are for the Girdle Bug. The name of this fly is based on the source of the rubber for the legs.

MATERIALS:

Hook: 2X long hook, sizes 2-12

Thread: Black

Tail: Two strands of "rubber hackle" white or any color desired. Some tiers segment the rubber strands with a marker creating a grizzly pattern and Orvis actually sells some barred rubber strands.

Body: Black, green, brown or even yellow chenille, or two of these colors.

Ribbing: A fine silver or gold tinsel (optional)

Legs: Three sets of rubber strands tied to stick out sideways from the body and spaced evenly so as to divide the body into 4 segments.

Antennae: Same as tail.

TYING STEPS

1. Select two segments of rubber strand material about $1 \frac{3}{4}$ the length of the hook shank. Tie them directly on top of the hook so that they form a "V" tail extending beyond the end of the hook shank about $\frac{3}{4}$ of the hook shank length.
2. Wrap the thread over the rubber leg material up to about $\frac{1}{8}$ inch from the hook eye.
3. Select three segments of rubber strand material about $1 \frac{1}{4}$ times the length of the hook shank. Lay these at right angles to the hook shank and tie in with a criss-crossing thread. Position the three sets of legs at equal intervals along the length of the body (a common pattern for a Girdle Bug), or alternatively concentrate them near the front, as in a "Rubber Legs" pattern.
4. If you wish to weight the fly, tie in a segment of thin or heavy lead wire just behind the eye (depending upon weight desired) and wrap it from the front to the back. Leave room to finish the head.
5. Wrap the thread back to the bend of the hook and tie in the ribbing and the chenille. If a two-tone fly (as in the Girdle bug) is desired tie in both colors of chenille.
6. With a single color fly wrap the chenille forward and tie it off behind the eye (leaving room for the head). The chenille should not interfere with For a dark upper body and a yellow underbody, wrap the thread back to the bend and lay the yellow (second color) chenille under the body. Wrap the thread forward followed by the ribbing.
7. Tie off chenille, ribbing, whip finish the head and apply cement.
8. Go and catch some fish.

WSCFFI Awards Nominations 2025

You still have time to nominate someone



Members affiliated with Washington FFI are engaged in education, conservation, and environmental stewardship statewide. Since the formation of Washington State Council FFI in the 1960s, our members and affiliated clubs have played an invaluable role in conserving and protecting countless acres of stream and riverbank. We bring people together in the vigorous defense of ecosystems and committed efforts to share the best in fly tying, casting, and fishing skills.

Each year, the Washington State Council gives up to 7 awards for excellence in education, conservation and leadership to various members and affiliated clubs. In addition, there are numerous national level awards. Each year we go through a nomination and selection process. You and your colleagues are the engine that drives that and FFI awards are a way to say thanks and invite deeper commitment.

Awards nominations will be open from February 15th, 2025 until April 15th, 2025, with the finalists to be announced in May 2025.

To review the awards along with the criteria for each of the 7 Washington State Council Awards, go to:

<https://wscffi.org/award/>

On the “Awards Page” you will find:

- All Washington State Council FFI Awards and criteria
- Past Council Award recipients
- National Award Recipients (WSCFFI members)
- On Line Nomination Forms for the following awards (active link started on February 15, 2025)
 - WSCFFI Fly Fisher of the Year
 - Washington State Council Fly Tying Hall of Fame Award
 - The Jimmy Green Memorial Fly Casting Instructors Award
 - Washington Conservation Award (club or organization)
 - Mackay Conservation Award (individual)
 - Club Education Award
 - Pat Herdt Education Award (individual)

If you have any difficulties with the on-line nomination process, please send an email with your nomination to:

webmaster@wscffi.org

It is our desire to get the most qualified candidate for each award. Within all groups there are many unsung heroes who may not get the recognition they deserve. Please, help us to make sure every qualified award recipient is identified.



Certified Casting Instructor Exam Prep Course

Fly Fishers International, (FFI), under the direction of the Certified Instructor Casting Program, (CICP) and the Fly-Casting Education Program, (FCEP), is providing a program to increase the number of highly qualified fly-casting instructors throughout the United States.

It was realized that several of the applicants are having difficulty attaining quality mentoring and support.

On March 4th, 2025, the FCEP began a 7 week zoom educational presentation. In conjunction, a 2 day in person, follow-up will be offered at four locations across the United States. The enrollment currently consists of 46 registered potential CI applicants.

The in-person follow-up locations are located in the states of California, Ohio, Virginia, and Washington. Washington Council's in person event is scheduled for May 9-10.

We, in the Washington Council, are fortunate to have several certified fly-casting instructors residing in our area. Our primary desire is to provide qualified instruction so that every person involved in fly fishing can thoroughly enjoy the sport.

On April 27, 2025, the FFI Washington Council is offering a fly-fishing educational opportunity at Pickering Farms, in Issaquah, WA. Those interested in participating, at any level of casting ability, will receive expert instruction from FFI Certified Fly-Casting Instructors.

To register for one of several casting workshops please visit the WSCFFI web site: **www.wscffi.org**.

The Fly-Casting Skills Development event and the walk in casting clinic will be available all day.

Don Simonson
MCI, L2 Examiner
Facility member of CI Exam Prep Course

DRY FLY LEADERS

By Mas Okui

Mas Okui has been a member of Sierra Pacific Flyfishers in the San Fernando Valley for 49 years!

Fly fishers spend thousands of dollars on their sport – flies, rods, reels and trips and equipment, yet often overlooked is the least expensive and at times the most important item – the leader. Ask yourself just how much thought you gave to the purchase of your last dry fly leader. Was it the brand, the length, the price, the tippet size, the butt section size or was it on the recommendation of a salesperson or fishing pal? Most fly fishers feel that the leader is just something you add to the end of the fly line because that's what's done; it's much more than that. When dry fly fishing, the most overlooked and least understood aspect of angling is the leader. Anglers can quote chapter and verse on presentation, flies, lines, and rods but rarely do they take time to genuinely understand their leaders. So this treatise is an attempt to enlighten my fellow fly fishers on this esoteric topic of building dry fly leaders.

The variety of leaders on the market is overwhelming. Joe Angler buys one of everything, stuffs them into over-crammed vest pockets and hits the stream hoping for success. Somehow those leaders won't do all the things he hopes for and seeking a better mouse trap, he's heard that hand tied leaders might be the answer. Searching through the literature he soon finds several formulas for leaders and recommendations as to which leader kit might suit his needs. Now he has pages of leader formulas, three or four leader kits, and probably a dozen or so hand tied leaders most of which work but are not quite the answer. Common complaints include: the leader doesn't turn over, the tippet dies, it's hard to mend the line, the knots snag on the grass, and when the wind blows it just won't go out. Now it's time for some self-examination as to why things aren't going the way he thinks they should.

Most fly fishers I've met use weight forward lines, probably because at the time they bought their rods those were the recommended lines. When they tested the rods and practiced a few casts, they could with little effort cast forty feet of line. Thus the rationale, the weight forward line is the one to use because it casts so easily. Little consideration is given to the double tapered line. Double tapers are my lines of choice; I feel that they allow greater control of the leader and the fly, mend with greater ease, which result in longer drag-free drifts. And since double tapered lines may be cut in half, you get two lines for the price of one. Since only half a line is on the spool, a smaller lighter reel can be used; arm fatigue then is further minimized.

This is not a treatise on what's wrong with your fishing technique but rather one man's search for enlightenment. So, here is how I fish. I use a TFO, BVK series, 3 weight, 4 piece graphite rod, and the lightest reel I own, a Lamson Litespeed 1.5. The line of choice is one half (DT6F) Cortland 444 peach colored line with 100 feet of backing. I prefer this particular Cortland line because of its suppleness; most fly lines tend to be rather stiff. The leader is at least 16 feet long, more often than not 22 feet depending on wind direction. My preference for a slower action rod, contrary to the conventional wisdom of fast action rods which cast tight loops, is to create wide loop casts which tend to minimize wind knots in long leaders, and make the upstream belly cast possible.

Drag is your greatest enemy, and the 15 to 20 feet drag-free drift your greatest friend. So how do you find this friend? In your search you experiment with different casts: the snake, the ess, the side to side wiggle, the reach, the pile and whatever else you come across. Each of these will improve your drifts, some better than others. What I use (the upstream belly cast) is cast with a side arm motion resulting in an across stream arcing line with the middle of the line curving upstream, and the fly downstream preceding the leader and the line. It's difficult to describe, you need to see it to understand it.

Here's a hint; no matter which kind of leader you're using, lengthening the tippet in foot long increments will increase your drag-free drifts. When fishing dry flies I use only one leader formula, PERIOD! When I need a shorter leader I simply shorten the tippet; when I need a longer leader, I lengthen the tippet. You will with experimentation discover your optimal tippet length. Don't be reluctant to use these longer leaders. At the same time analyze your casting stroke to see what may be improved.

To build a leader, purchase a leader kit containing HARD NYLON. MASON merchandises a fresh water kit at a moderate price. For tippets I use P-Line green copolymer monofilament in 2 and 4 pound spools, which mike out at 6X and 5X respectively. I like P-Lines's limpness and elasticity. Then learn how to tie blood knots and practice, practice, practice. Should you prefer using the surgeon's knot, be aware that it's more difficult building leaders to specific dimensions.

Following is the formula I use for a standard 15' dry fly leader.

Depending on the leader manufacturer the following sizes may not be available. In that case try not to exceed .003" difference in building each section.

DRY FLY LEADERS

Page 2

By Mas Okui

DIAMETER LENGTHS

.021" 18"

.019" 18" For these sections use only HARD NYLON

.017" 18"

.015" 18"

.013" 18"

.011" 18"

.009" 9"

.008" 7"

.007" 5"

.007" tippet 18" P-Line (The tippet sections must be limp nylon)

.005" tippet 36" (2# P-Line mikes out .0055")

I know this comes to 14' 9" but I defy any leader builder to tie each section to exact specifications. When using this leader do not use tippet material smaller than .005 or 6X as the tippet may collapse when cast. To lengthen the leader, simply lengthen the tippet; 22' is the longest leader that I use.

During the 1960's and 70's this leader was developed in a semi-scientific trial and error method. Cliff Wyatt and Bill Lawrence first demonstrated the efficacy of long leaders on Hot Creek using what they called the pile cast. Later Ernie Hille of Williamsport PA helped me determine the specific lengths of each section as well as the necessity of using Hard Nylon for the body of the leader. To each of them I owe an immense debt of gratitude.

Use only a DT6F fly line with this leader. Attach the leader to the line using the standard nail knot. Apply two or more separate coats of Pliobond or other flexible adhesive to the nail knot. This will form a smooth bead over the knot and allow the line to move smoothly through the guides. Never use a loop to loop leader arrangement!!

Should you have difficulty casting this leader, try slowing down your casting stroke and widening your loop. With this leader tight casting loops usually results in frequent wind knots. A caveat, NEVER false cast this leader, you'll get scores of wind knots.

So, if you should see me on Hot Creek and you've tried this leader and can't quite get the hang of it, come up and ask me and I'll show you how it works.

FFI's Women Connect



Join us once again as we return to the heart of the Minnesota Driftless area to fish for native brook and wild brown trout! Registration will open March 1st, 9AM CST. To find more details or register visit: umcfffi.org/women-connect/



CHAIR'S CORNER

Patty Lueken, Chair, Women's Programs

FFIWC is proud to honor the recipients of the **Rising Star, Shining Star, and Founders Awards for 2024**. The awards were announced at their 7th Annual Christmas Program.

Rising Star - Sara Cochran of Western Rocky Mountain Council; Samantha Tallyn of the Florida Council

Shining Star—Sharon Yoker of Southern Council; Marion Hiller, Washington Council

Founders Award—Sam Decker, Council President of Eastern Waters Council; Catherine Smith, Communications Chairman; Jody Millar, Newsletter Editor

An **FFIWC Shoutout** to the Driftless Rendezvous Committee. This will be the 5th year!



Space is still available for the Sixth Annual Tying Workshop - March 30 - April 6, 2025. The Tying Workshop will develop your skills for the Bronze and/or Silver Award and will be held March 30-April 6, 2025 in Mountain Home, Arkansas. Cost is \$700 and includes instruction, room, and food. We still have room in this workshop, so if you want to reserve a spot, email plueken@luekenlaw.com

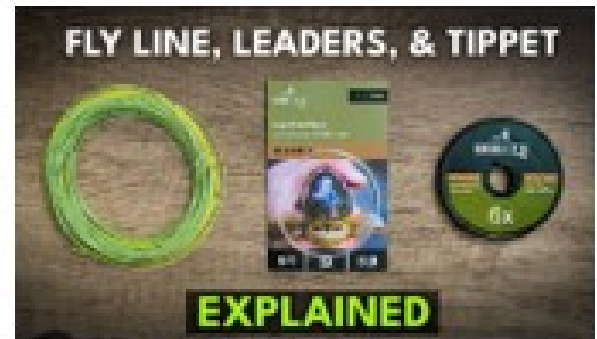


FFiWC Programs

To join these programs, all participants must register. Sign up to be a member and to join our email list. Email notices regarding our latest programs will include a registration button. Just click the registration button and you will then receive an email from Zoom with your personal sign-in credentials. Then save that email and save the event to your calendar.

March 25—7:00 pm CST: Reel to Fly, Part 1/2

March's program begins a two part series on fly lines. March discussion will center on the fly lines itself.



April —7:00 pm CST: Reel to Fly, Part 2/2

April's discussion will focus on leaders and tippet and all those decisions that need to be made for changing conditions and fish.

Past programs:

Fitness and Fishing focused on the specific of rotator cuff and scapula position and exercises to strengthen the should and scapula demonstrating portable exercises to take on any trip and as daily exercises with exercise bands.

Fly Line Reel and Rod Maintenance for optimal performance was a topic during a winter program. Circe Tsui has published tips for freshwater and salt water with directions and photos to care for your equipment. Please visit the article in the [2025 Winter WC Newsletter](#) for full details.



Playa Larga, Bay of Pigs, Cuba, Fly Fishing Destination

By Aaron Culley

The prospect of fly fishing new water, especially in a tropical location, should get your attention. First coming to mind are the many beautiful colored waters and warm wind in your face as you scoot along in a skiff. Then there are the tackle testing fish! When traveling to a new location, the sense of adventure which we fly anglers enjoy so much is amped up to quite a level. Very much like wondering what lays around the next bend of a river, the opportunity to fish a different saltwater destination is one to enjoy when the opportunity arises. Screaming knuckle busting reels with bonefish tearing into backing, barracuda's searing runs deep into the skinny line attached to fly line, juvenile tarpon and the promise of potential for finding a willing permit beckons the fly rodder.

Hearing that a group of fellow fly rod anglers had an opening to join them, I asked to join in the group. Finding a positive reply, I was off to find out details. So many details traveling to a new location. The travel consultant was Jon Covich of World Fly who has multiple trips and connections to fishing in Cuba. (go to youtube to see his videos). Jon has been around the fly fishing industry for quite some time so he's done his work to make sure his trips are successful and enjoyable. Is it possible to travel to Cuba? The answer is yes, because travel is designated as providing support of the Cuban people. Procuring the correct documentation was not difficult but required some research and timing to get the correct visas. Getting flights into Havana was simple enough but travel from the west to east to catch a morning departure means a red-eye departure from the PNW. This is an adventure right?

We were met at Havana airport by a driver and van and set off on a drive of about 3 hours south to reach our destination, Playa Larga. Road travel in Cuba is quite eye opening. Not many vehicles but many antique cars, bicycles, scooters, horse drawn carts all moving down the same roadways. Vehicular traffic is limited due to fuel availability and cost.

Arriving in Playa Larga (on the bay of Pigs) we were delivered to our lodging. Turns out there was a bit of different communication about our destination, so we ended staying in a different "hostel", one right on the beach! We were paired up and shown our rooms, quite clean, air conditioned and suitable. Storing our bags, we moved to the chairs on the beach where some Cuban rum was available and sandals removed. Following the long day of travel we could exhale and chat about the fishing opportunities for the coming days. Dinner was soon on the buffet table where we were treated to local cuisine, then off to bed, dog tired.

Roosters crowing, coffee at 6, breakfast shortly thereafter, then gear up and meet the van at 7 for transportation to the skiffs where we would fish in the Zapata Peninsula National park, a bumpy 50 minute drive each way each day! While on the drive, we had the opportunity to learn about the park and view many different types of tropical birds in the swamp lands adjacent to the bumpy road. Did I mention the road was bumpy? Arriving at the dock where we met our skiffs and guides quickly turned into a show where anglers were putting together rods, stringing line and tying on flies. That was a bit of a show! Making our way out to the boat with our assigned guide for the day then slowly motoring to the flats known as the Salinas, we pulled our hats down tight, most of us, for the run to our first fishing spot.

Flats were mostly very light colored sandy bottom and shallow. We were able to hook up to nice size bonefish quickly but best success was singles/doubles. Big schools would spook when you cast to them. The first day was quite cloudy, making seeing the fish challenging but when we did find fish they were very close to the boat. The bonefish preferred flies that had minimal flash. Christmas Island specials were rejected and the neutral colored mantis shrimp most popular. We spent the day chasing bonefish the majority of the day. I did bring an extra rod in the boat, 9wt. rigged with a toothy critter leader in case we came across some barracuda. Good thing I did, because later in the afternoon we spotted a nice barracuda laying in a flat. Holding an 8 weight bonefish rod, I quickly stripped in the line while my boat mate extracted the 9 weight and we exchanged outfits and got the barracuda set up, strip out some line and ready to cast. The fish swam toward the boat a few feet and I put a cast in front of where he was swimming. The fish charged the fly grabbed it and shot off to my left. I was able to clear the extra line on the deck of the skiff then moved my left hand away from the reel, a potentially dangerous place. Using the butt of my rod putting pressure on the fish and reeling in my backing and fly line, I was able to bring the barracuda to the boat. Super fun! Fish was about 36 inches, guessing 15 lbs.

Soon it was time to head back to the dock and make the drive back to the lodging by the bay, on the bumpy road, to our accommodations. Not too bad for our first day with the promise of finding some tarpon and permit tomorrow. It good to get the lines straightened out which is very important.

One day, my boat mate had a new 10 wt line that had not been stretched and was nearly impossible to cast which is a problem when a fish appears at 40 feet and the caster is only able to cast 30 feet with a coiled up line!

An option we were offered was fishing a fresh water river for tarpon and snook. That was a 50 minute ride to a different location where we boarded a bass style aluminum boat where both anglers could fish from opposite ends at the same time. The day I decided to try the river (Rios) was windy even on the river which was surrounded by trees and mangroves. Our guide that day was puzzled by the lack of surface fish activity. Normally there are rolling tarpon which an angler casts toward. That day ended up slow without a hookup.

The balance of our fishing stay was pretty much the same, fishing with a different guide daily. We met with the head of the Playa Larga fly fishing guide school, Lazaro Rodriguez. We learned of his successful program training young local men to operate the boats. Learn fly casting and guide skills which then become their occupation skills. We also learned the guides were paid by the government (\$35/month). We also were joined at the beach/restaurant by several of the local residents who were able to communicate with us each day. There was some beach side fly casting practice and exhibition by a couple of guides.


We brought household items in our luggage to give to the local people. Items like bar soap, toothpaste, soccer balls, t-shirts and medical supplies. Many of these items are unavailable and expensive for these villagers. Evey thing helps them. They were very appreciative.

The Interaction with the locals was all very positive. The cultural interaction was mainly with the villagers of Playa Larga. On the return drive to Havana airport, we did a quick drive-through of Havana where we got to see a city frozen in time. Lots of old cars from the US (outfitted with Chinese diesel engines) and old architecture. Buildings in all states of repair as well.

Our group vowed to return next year to enjoy the fishing , the local residents and our accommodations. And of course, rum and cigars. Now that was an adventure.



Some photos of Cuba



FFI Conservation Grants

Conservation Grants Program Helps Local Communities

Apply for a Grant

Applications are Accepted Year Round

Conservation is one of the founding principles of the Fly Fishers International. Contributing over 50 years of conservation work, FFI is proud to continue protecting our fisheries and angling opportunities for the future. While FFI focuses on providing grants to its clubs and councils, grants from outside organizations will be considered as well.

Requirements of Grant Applicants & Guidelines of the Program

Describe and quantify the problem and need

Describe and quantify the anticipated solutions

Describe and quantify the anticipated benefits

Detailed budget information

Names of other organizations/agencies providing funding and amount they are providing.

Maximum award will be \$3,000

Club or organization must receive the endorsement of the Council prior to submitting an application

Go to:

<https://www.flyfishersinternational.org/Conservation/Projects-Programs/Conservation-Grants>

To download the grant proposal guidelines and the grant application form.



Learn How to Fly Fish

<https://www.flyfishersinternational.org/Learn>

Learn how to fly fish and improve your skills. You can access the Learning Center, Fly Tying Group ...Learn how to fly fish and improve your skills. You can access the Learning Center, Fly Tying Group and Casting Instruct...Learn fly fishing skills, Learning Center, Fly Tying Group, Casting Instructor Certification Program. Take the Challenge...

Fly Fishing Skills A comprehensive source for instructional materials for all skill levels; Knots, Rigging, Casting, “the Catching Part of Fly Fishing”, Fish Behavior and Habitats, Entomology, Reading Water, Safety and Etiquette, Equipment, and much more.

Introduction to Fly Fishing

Get basic skills you need to start your fly fishing journey. We discuss all aspects to help you be successful.

Knots & Rigging. Want to learn more about how to rig for fly fishing?

Fly Fishing Skills Library

Manual Let's go on a saltwater journey in southwest Florida

Guides Safety & proper etiquette will provide a better fly..

Lesson Knots & Rigging with illustrations by Jo Starling

Presentation Understanding Freshwater Behavior

For Beginners: If you are a beginner and want to know everything about fly fishing.

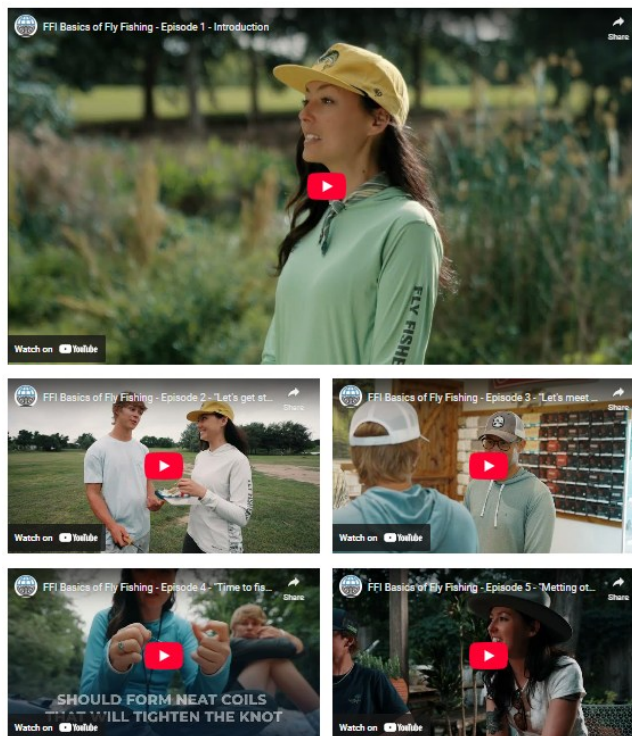
Fly Casting Skills & Drills: Want to improve your casting skills? Use the Skills Development Programs

Video Resources

The Fly Tying Video Library is the place to find videos from different tiers around...

Featured Lesson

Understanding Freshwater Behavior by Dave Peterson





FLY FISHERS INTERNATIONAL

FFI is the only organization holding fly fishing education and community at the center of its mission.

The members of FFI, like you, reach all corners of fly fishing's expansive community. Our organization is made up of experienced anglers and newcomers to the sport, alike. Those focused on cold-water fisheries, warm water species, and saltwater adventures. The strength of our community is built on the true All Fish, All Waters nature of our organization.

As FFI continues to expand into new areas and grow our mission through membership, YOU are our best advocate for success. Do you know three people who might be interested in becoming a member of Fly Fishers International? Will you take a minute today to forward this email to those three, with a message of welcome and encouragement to join?

Below we've included the important actions and efforts FFI is currently engaged in to support the future of fly fishing through education, conservation, and our expansive community of fly fishers. Links are also included below to make it easy for your friends and fishing contacts to join us as FFI members.

We're grateful for your support as an FFI member, and we appreciate your time to reach out to others who may be interested in joining as well.

Join Fly Fishers International now. Every member has an impact.

FFI Has Taken Decisive Conservation Action



FFI Leads the Way in Fly Fishing Education



Already a member and want to provide additional support?

FFI relies on financial support from donors to accomplish our mission in education, conservation, and serving the fly fishing community.

Make a donation today

4th Corner Fly Fishers	Bellingham	https://4thcornerfly.com
Alaska Fly Fishers	Anchorage	http://www.akflyfishers.net/ (PHWFF)
Alpine Fly Fishers	Puyallup	https://alpineflyfishers.org/
Bainbridge Island Fly Fishers	Bainbridge Island	Bainbridge Island Fly Fishers - BIFF
Clark Skamania Flyfishers	Vancouver	https://www.csfly.net
Clearwater Flycasters	Pullman	https://www.clearwaterflycasters.com/
Cowlitz Fly Anglers	Longview	https://www.facebook.com/CowlitzFlyAnglers
Evergreen Fly Fishing Club	Everett	https://evergreenflyclub.org/
Fidalgo Fly Fishers	Anacortes	https://www.fidalgoflyfishers.com/
Inland Empire Fly Fishing Club	Spokane	https://ieffc.org/
Northwest Fly Anglers	Seattle	https://www.northwestflyanglers.org/
Olympic Fly Fishers of Edmonds	Edmonds	https://olympicflyfishers.com/
Overlake Fly Fishing Club	Bellevue	https://offc.org/
Puget Sound Fly Fishers Club	Tacoma	https://www.psff.org/
South Sound Fly Fishers	Olympia	https://southsoundflyfishers.org/
Spokane Fly Fishers LLC	Spokane	https://spokaneflyfishers.com/
Washington Fly Fishing Club	Mercer Island	https://wffc.com/
Wenatchee Valley Fly Fishers	Wenatchee	https://wenatcheevalleyflyfishers.com/

Washington State Council <https://wsceffi.org/>
Fly Fishers International <https://www.flyfishersinternational.org/>

Knotty Knots

Here is an example of a page from the FFI Knots and Rigging PDF that you can download from the FFI website.

DOUBLE SURGEON'S KNOT

This knot ranks as one of the best and easiest to tie knots for joining lines of equal or unequal diameters. It can also be used to join lines of different materials. It is simply two overhand knots with the entire leader pulled through the knot each time. When properly tied, the Surgeon's Knot approaches 100%-line strength. It must be tightened by pulling on all four strands to properly seat the knot. To tie the Triple Surgeon's Knot, proceed to do a total of three wraps of the loop through the overhand knot (hence the triple in the name). While the Triple Surgeon's knot may be a bit bulky, there is some measure of added security with this knot.

1. Lay the line and tippet on top of one another overlapping each other by several inches



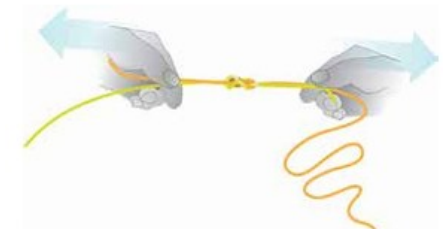
2. Form a simple loop. Pass both the tag end and the entire leader through the loop.



3. Pass both the tag end and the entire leader through the loop a second time (Double Surgeon's). (Optional: Pass both tag end and leader through the loop an additional time to tie the 'Triple Surgeon's Knot'.)



4. Moisten knot and pull all four (4) ends tight.



5. Cut both tag ends



Thoughts and Such by Mike Clancy

Washington State Council of Fly Fishers International

Albany Oregon – I attended the Oregon FFI Council's for tying casting event in Albany Oregon. Like the past, attendance was good with a Ton of fly tyers, some of the best in the World. Some tied for hours, both days. Casting testing was conducted by Steve Jones and other CCI casting instructors. There was a wonderful banquet Friday evening with a live auction conducted by our wonderful Will Godfrey.

Saturday was much the same, with casting testing, instruction and fly tying. It was just a wonderful event with seeing friends we've known over the years. The problem is, we see our friends maybe once a year, like this type of event, but, I couldn't remember their names. It would be nice if folks would wear their name tags. That would make it a lot easier to say hello, if we could remember their names.

All in all, I give the event an A+. Sherry Steel and the Oregon Council did a wonderful job. See you next year.

The Academy – The Academy is scheduled again this year at Panhandle Lake 4H camp west of Shelton June 21-28, 2025 for girls and boys 12-16. There are a number of girls signed up, but there is always still openings, SO, if your interested in enrolling a girl or boy, you can go to **Flyfish.academy** on the internet, everything is right there.

The Academy is a function of TU, but, highly supported by the fly clubs, organizations of the FFI. It's a team effort to give our youth a foundation for the sport of fly fishing. The cost is \$750 for the entire week, with full board and room, they go home with new rod, reels, lines, flies, etc. and wonderful memories with new friends.

WSCFFI – April 27th, 2025 Casting Fair. The event is being conducted in a new and better facility in Issaquah, WA. at the Pickering Barn Park.

There will be a noon casting demo by Molly Semenik, plus beginning, intermediate and advanced casting classes.

Casting skills at a development course and walk-in-clinic.

A full list of classes at **WSCFFI.org**.

There will be tying demos by Atlantic Salmon fly tying classes, hosted by NW Atlantic Salmon Fly Guild.

Again – Sunday, April 27, 2025, 9am to 4pm, Pickering Barn Park, Issaquah. 1730 10th Ave. NW, Issaquah, WA. 98027. Hope to see you all there.

Fly Fishers International President's Club

The President's Club at Fly Fishers International represents the highest level of financial commitment to the organization and comes with exclusive benefits and opportunities as a way of thanking donors for this level of generosity. Over the course of FFI's history, the President's Club has been instrumental in our ability to ensure the legacy of fly fishing for all fish in all waters. Members of the exclusive giving circle can support any program or project at FFI that most inspires them, and at a level that recognizes their level of giving, including Platinum, Gold, Silver, or Bronze. The program allows for a pledge to be satisfied with yearly or monthly payment plans.

QUESTIONS? Email: operations@flyfishersinternational.org or phone: 406-222-9369 ext 4

Check out the FFI Donate page on line: <https://www.flyfishersinternational.org/Donate/Presidents-Club>

The categories and their associated benefits are as follows:

BRONZE \$5,000 / Payable at \$500/ year or \$43/month

Benefits Include:

- Quarterly virtual President's Club meeting with exclusive special guest
- One-on-one meetings with the President and CEO for each member of the President's Club
- Opportunity to select the special President's Club Award
- Invitation to President's Club destination travel opportunity
- Specially designed President's Club pin, FFI President's Club sticker, and FFI hat

SILVER \$10,000 / Payable at \$1,000/ year or \$85/month

Benefits Include:

- Quarterly virtual President's Club meeting with exclusive special guest
- One-on-one meetings with the President and CEO for each member of the President's Club
- Opportunity to select the special President's Club Award
- Invitation to President's Club destination travel opportunity
- Specially designed President's Club pin, FFI President's Club sticker, FFI hat, an FFI T-shirt
- Exclusive individualized fly fishing instruction for President's Club members or person of their choosing

GOLD \$15,000 / Payable at \$1,500/ year or \$125/month

Benefits Include:

- FFI Life Membership
- Quarterly virtual President's Club meeting with exclusive special guest
- One-on-one meetings with the President and CEO for each member of the President's Club
- Opportunity to select the special President's Club Award
- Invitation to President's Club destination travel opportunity
- Specially designed President's Club pin, FFI President's Club sticker, FFI hat, and an FFI embroidered shirt
- Exclusive individualized fly fishing instruction for President's Club members or person of their choosing.

PLATINUM \$25,000 / Payable at \$2,500/ year or \$225/month

Benefits Include:

- FFI Life Membership
- Quarterly virtual President's Club meeting with exclusive special guest
- One-on-one meetings with the President and CEO for each member of the President's Club
- Opportunity to select the special President's Club Award
- Invitation to President's Club destination travel opportunity
- Specially designed President's Club pin, FFI President's Club sticker, FFI hat, an FFI embroidered shirt, and an FFI Yeti mug
- Exclusive individualized fly fishing instruction for President's Club members or person of their choosing.
- Unique, customized FFI Special edition fly rod when member reaches the \$100,000 level

Editors Note:

I am a proud member of Fly Fishers International and have been for over two and a half decades. I really believe in what the FFI is doing and their goals. We are truly an "All Fish, All Waters" organization with strong beliefs in conservation and education. I belong to the President's Club, the Thousand Stewards program and the Legacy Circle. I would really like it if you, the reader, would join me in helping to support Fly Fishers International.

JOIN THE
FFI1K

SAFEGUARDING THE LONG-TERM HEALTH OF FLY FISHING AROUND THE WORLD
FLYFISHERSINTERNATIONAL.ORG/FFI1K

THE FUNDS RAISED BY THE FFI1K ARE VITAL to providing a solid foundation on which to continue to grow and expand our mission, and to support:

- **SPEARHEADING PROJECTS** that improve our fisheries and protect our fishing opportunities
- **THE FFI LEARNING CENTER's** wealth of fly fishing knowledge and resources
- **CAMARADERIE AMONG ANGLERS** built at our annual fair and other events

JOIN US IN SAFEGUARDING THE LONG-TERM HEALTH OF FLY FISHING AROUND THE WORLD BY BECOMING ONE OF THE **FFI1K**.

VISIT FLYFISHERSINTERNATIONAL.ORG/FFI1K OR CALL 406.222.9369 TO JOIN TODAY!

*See enclosed cover page for payment options.
PHOTOS COURTESY OF Ed Cope, David A. Thompson

FFI1K - BECOME A MEMBER OF 1000 STEWARDS OF FFI

You have a unique opportunity to invest in the sport you love.

Fly Fishers International (FFI) has been an organized voice for fly fishers around the world since 1964. We represent all aspects of fly fishing – from the art of fly tying and casting, to protection of the natural systems that support healthy fisheries and their habitats so essential to our sport. Today, our mission is to ensure the legacy of fly fishing for all fish in all waters continues by focusing on CONSERVATION, EDUCATION AND COMMUNITY.

Join us in safeguarding the long-term health of fly fishing around the world by becoming one of the FFI1k, by committing to donate \$500 per year for 5 years (total of \$2500).

The funds raised by the FFI1K are vital to providing a solid foundation on which to continue to grow and expand our mission and to support:

- Spearheading projects that improve our fisheries and protect our fishing opportunities
- The FFI Learning Center’s wealth of fly fishing knowledge and resources
- Camaraderie among anglers built at our annual Expo and other events

Join the FFI1K Now

INVITE SOMEONE TO JOIN THE FFI

FLY FISHERS INTERNATIONAL (FFI) is a 501(c)3 nonprofit with the distinctive mission to preserve the legacy of fly fishing for all fish in all waters. Formed by some of the most influential luminaries in the world of fly fishing and conservation back in 1964, and dedicated to innovative strategies to inspire a new generation of fly fishers, providing FFI members the opportunity to leave a legacy in the sport we love.

FFI continues to focus on conservation, education, and community as the underpinning of our work. Our commitment to these principles provides the rock-solid foundation as we lean into the challenge of unprecedented times, and ascend to meet the needs of the evolving demographics of fly fishing.

JOIN FLY FISHERS INTERNATIONAL TODAY to help ensure that fly fishing can continue to instill the kind of passion it does today in so many of us.

WHY JOIN FFI? TOGETHER WE:

- PROTECT THREATENED WATERS AND for current and future generations.
- BRING TOGETHER EXPERTISE in fly casting, fly tying, fly fishing skills, and conservation education and development programs.
- ADVOCATE FOR POLICIES and initiatives for conservation issues.
- STRENGTHEN THE FLY FISHING COMMUNITY by sharing knowledge and experiences.
- PROVIDE RESOURCES for fly fishing educators and professionals.
- INSPIRE A SENSE OF RESPONSIBILITY AND CONSERVATION ETHICS in people of all ages.

MEMBERS RECEIVE

- Access to an unmatched repository of knowledge through the FFI Learning Center
- Special offers and discounts • Recognition for special skills or achievements
- Access to a network of like-minded outdoor enthusiasts
- A chance to help make a positive impact on the sport

We've got momentum— Help us keep it going as a member of FFI. As participation in fly fishing has grown, FFI is providing enhanced opportunities to learn, sustained our commitment to conservation, and offers new and exciting opportunities to expand our community. JOIN US!

406-222-9369

membership@flyfishersinternational.org
flyfishersinternational.org



Join the Legacy Circle



What is the Lee and Joan Wulff Legacy Circle?

FFI established the Lee and Joan Wulff Legacy Circle in 2019 as a way to honor the tremendous imprint Lee and Joan have left on the world of fly fishing and the contributions they have made to Fly Fishers International. Planned giving through your estate can be one of the most transformative gifts to FFI.

Why Join?

There is perhaps no more profound way to establish your legacy withing the sport of fly fishing than by naming Fly Fishers International as a beneficiary in your estate plan.

How Your Bequest Will be Used

Your gift to the Lee and Joan Wulff Legacy Circle will be used to fund the Education and Conservation programs of Fly Fishers International.

What You Need to Include

Legal Name: Fly Fishers International, Inc.

Designation: Lee and Joan Wulff Legacy Circle

Employer Identification Number (EIN): 23-7037444

Address: Fly Fishers International, 1201 US Highway 10 West, Suite E, Livingston, MT 59047

Sample Language in Estate Document

Residual Gift: "All the residue of my estate, including real and personal property, I give to the Fly Fishers International, Inc., located in Livingston, Montana."

A Percentage of the Estate: "I give _____ percent of my estate to the Fly Fishers International, Inc., located in Livingston, Montana."

A Fixed Amount of Money or a Designated Property: "I give \$_____, (or describe the real or personal property, including legal description or exact location) to the Fly Fishers International, Inc., located in Livingston, Montana."

Please Let FFI Know

Maybe you have already included FFI in your estate plans or you are going to do that now. Please let us know. We would like to honor your legacy and acknowledge your generosity that directly impacts the future of fly fishing. Need More Information?

Fly Fishers International

Donate

1201 US Hwy 10 West

Suite E

Livingston, MT 59047



Editors Notes

By Larry Gibbs



Spring is upon us. Time to dust off those fly reels and rods, beef up your supply of flies, tippet, leaders and line. Make sure your waders don't leak, nothing worse than standing in cold water with a leaky boot and frozen toes. That happened to me many years ago on the Skagit River, and I never wanted it to happen again. This is a good time to take your reels apart and add a little grease or oil. Also, clean your fly lines, give them a good stretch to work out the coil memory and then coat them with a good line treatment material. Pull out a little tippet and give it a stretch to make sure it still has the strength to bring in a nice fish. A little spring cleaning can save you a lot of heartbreak later on this year.

I suspect many fly fishers don't do much casting during the winter, and that can make for some really poor casting when we start fishing again in the spring. That should be a good reason to go to the Washington State Council's next Casting and Fly Tying Fair, being held at the Pickering Barn in Issaquah on **April 27**. A great place to sort of tune up your casting abilities and maybe help increase your chances of catching and releasing more fish. If you like fly tying, there will be some really good tyers there who are more than willing to answer any questions you may have, plus there will be some fly tying classes you can sign up for. Casting classes and tying classes, a great combination for a fun time.

I hope some of you made it down to Albany, OR for the Northwest Fly Tyer & Fly Fishing Expo that the Oregon Council of the FFI puts on every year. It is a great event and a really good chance to learn some fly casting as well as fly tying techniques. The Washington State Council used to put on a two day event over in Ellensburg every year, but we decided to stop that, Covid had a huge hand in that decision back then. But now for the past few years we have started having our one day events, up in the Seattle area and down in the Vancouver, WA area. We are trying to spread these around so as to make them easier for you to attend, depending on where you live. We have hopes of having one in Eastern Washington sometime in the near future. If that works out, then we will have covered three huge areas of our great state with fly casting and fly tying events that can really be beneficial to you and your fishing. So, again, a reminder, this coming **April 27** we are having a fly casting and fly tying event up in Issaquah.

Speaking of great fly casting and fly tying events, I was really glad to see that the FFI is starting to have their two day events again. For many years I went to these. They started out as Conclaves and then we changed the name to Fly Fishing Fairs. I went to these many times in Montana (Livingston & Bozeman & Whitefish) as well as Spokane here in our great state and also in Loveland, Colorado. Last year they teamed up with the Oregon Council during the Albany event. This year they are headed to Grand Rapids, Michigan for their **FFI Flyfest...The Gathering**, September 26 & 27. If you have any way you could make that event, you really should go. I guarantee it will be a fantastic event to attend.

ATTENTION - Fly fishers and future fly fishers ages 17 and under, a special prize for one lucky attendee.

I plan on having a special offer for one of our young fly fishers. Anyone 17 years or younger will get a special raffle ticket if you swing by the FFI Membership table (I will be there) and I will give them a ticket. Just fill out name/email/phone number. At 3 p.m. I will pluck the winning ticket out of a box and that person will win a really great fly rod/reel/line combination. The NXT Black Label combo kit is designed to make fly fishing simple and affordable – TFO's NXT Black Label Fly Rod Combo. It is recognized as the gold standard setup for fly fishing schools nationwide and is considered TFO's most important product. The NXT Black Label kit offers an exceptional performance-to-price ratio and comes with TFO's full lifetime warranty. Check out page 5 for more information.

ATTENTION - Don't belong to the FFI? Or, maybe it is time to consider renewing your existing membership?

When you are at our Issaquah Fly Casting & Fly Tying event, swing on by the membership table. If you don't belong to the FFI, sign up and receive a dozen trout flies for free. The same offer of a dozen trout flies goes for anyone who renews their membership at this event in Issaquah. Just do that at the registration desk and show me the payment stub and you will be able to pick a FFI labeled container of a dozen trout flies.

What a deal!!!!